

## Hose Couplings EN 561, ISO 7289

Model: **DKG/D1**

For in-hose or torch side connection.



The standard coupling in welding technology. The Model DKG allows for quick connecting and disconnecting of hose when frequently changing assignments with or without changing tools. Incorporates a push/pull technology that helps meet OSHA specifications for construction, shipyards, etc.

### Highlights:

- Tpo-Hat sealing
- Coding of coupling pins
- Gas cut-off

### Coupling pins:

Model D1 and D2

### Threads:

In accordance with EN 561, ISO 7289 for common connections

Fuel Gas: UNF 9/16" – 18LH, G3/8"LH, M16X1.5LH, UNF5/8"-18LH

Inert Gas/ Compressed Air: UNF 9/16" –18RH, G1/4"RH, G3/8"RH, M16X1.5RH, UNF5/8"-18RH

Oxygen/ Compressed Air: UNF 9/16" -18RH, G1/4"RH, G3/8"RH, M16X1.5RH, UNF5/8"-18RH

For additional connections please contact SuperFlash at (440) 716-9960, toll free at (888) 327-7306, or by email [sales@oxyfuelsafety.com](mailto:sales@oxyfuelsafety.com)

### Gas-Types:

EN 561-F: Acetylene (A), Town Gas (C), Ethylene (E), Hydrogen (H), Natural Gas (Methane) (M), Propane (P), MPS Methylacetylen- Propadien- Mixture (Y)

EN 561-O: Oxygen (O),

EN 561-N: Compressed Air (D), Inert Gas (N)

### Working pressure:

A 15 PSIG (1 bar); F 286 PSIG (20 bar); O 286 PSIG (20 bar); N 286 PSIG (20 bar)

### Maintenance:

Couplings and coupling pins are wearing parts and must be examined every 6 months for leaks in coupled and decoupled condition.

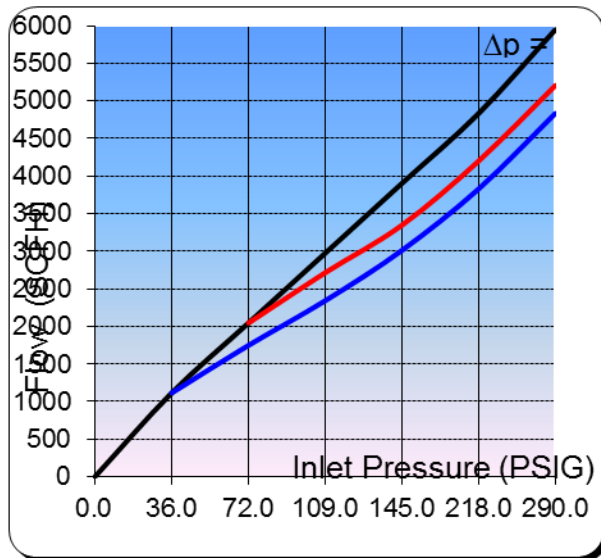
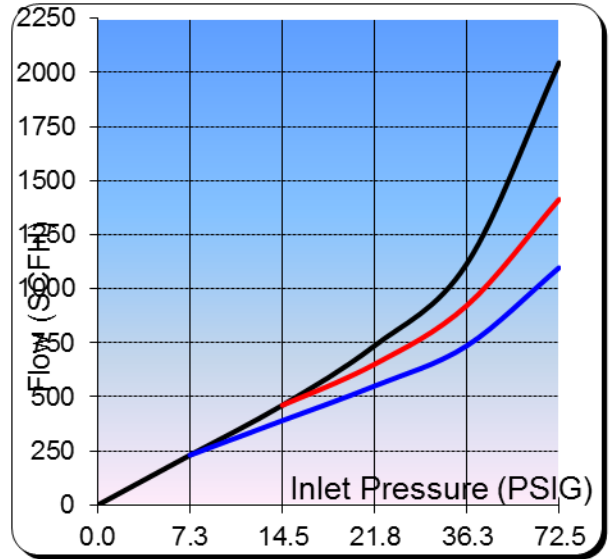
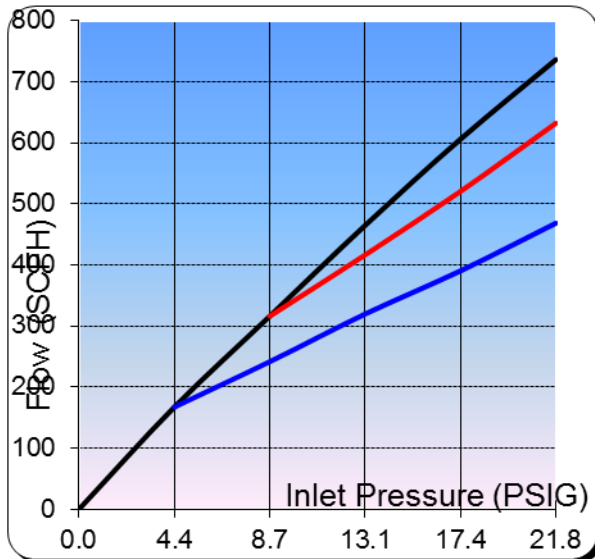
### Design:

Other materials and surface finishing on request.

# Hose Couplings EN 561, ISO 7289

## Model: DKG-W/D1

### Flow-Rate Dates:



### Conversion Factor:

( A ) Acetylene C <sub>2</sub> H <sub>2</sub> :	x 1.04
( C ) Town Gas:	x 1.54
( E ) Ethylen	x 1.02
( H ) Hydrogen H <sub>2</sub> :	x 3.75
( M ) Methane: CH <sub>4</sub>	x 1.33
( P ) Propane C <sub>3</sub> H <sub>8</sub> :	x 0.80
( M ) Natural Gas	x 1.25
( Y ) MAPP-Gas C <sub>3</sub> H <sub>4</sub>	x 0.81
( O ) Oxygen: O <sub>2</sub>	x 0.95

1 bar = 14.28 psi

1 bar = 100 kPa

1 m<sup>3</sup> = 1.31 cu.yd